

SYMF Video Recording Guidelines

Video Recording may be done with any technology available
Please note that the Applicant will be required to upload the video digitally to YouTube

- The Applicant may self-record, ask a teacher/friend/family member, or hire someone to make the video
- **The Applicant must test the video before uploading to confirm that it is viewable and that the audio is working**
- The Applicant's "live" performance will be entirely by the Applicant
 - The video and audio of the "live" performance must be from the same "live" performance
- **Video must have been recorded between June 1, 2020 and February 25, 2021**
- The Applicant's "live" performance for each work must **not** have been edited, tampered with, or altered by any means
- For each work, the "live" performance must be a single **continuous** video recording
 - If submitting two works in a Category, separate videos are allowed for each work
 - However, the videos of the two works must be stitched together by the applicant and uploaded as **ONE SINGLE VIDEO** to YouTube
 - *Time Limit for all Categories, all Age Divisions: 10 minutes (up to 2 works)*
 - **SYMF MEMORY RULES**
 - *MEMORY REQUIRED for all STRINGS Categories, all Age Divisions*
 - *MEMORY OPTIONAL for all WINDS Categories, all Age Divisions*
 - *MEMORY OPTIONAL for CHAMBER MUSIC Category, both Age Divisions*
 - *MEMORY REQUIRED for CONCERTO MULTIPLE SOLOISTS Category, both Age Divisions*
 - **SYMF ACCOMPANIMENT RULES**
 - *All works originally written with a piano accompaniment must be performed with piano accompaniment (live, pre-recorded, or electronic/digital)*
 - *All works originally written to be accompanied by a chamber ensemble, chamber orchestra, or orchestra must be performed with piano reduction accompaniment (live, pre-recorded, or electronic/digital) OR with the chamber ensemble, chamber orchestra, orchestra (live, pre-recorded, or electronic/digital)*
 - *For the SYMF 2020–2021 Winter Video Competition, accompaniment may be in the following forms:*
 - *In-person collaborative pianist*
 - *Applicant will submit video of Applicant and collaborative pianist performing live together in person.*
 - *Applicant and collaborative pianist must follow all local, state, and federal Covid-19 social-distancing, mask, and shut-down guidelines*
 - *In-person chamber ensemble, chamber orchestra, or orchestra*
 - *Applicant will submit video of Applicant and chamber ensemble, chamber orchestra, or orchestra performing live together in person.*
 - *Applicant and all ensemble/orchestra members must follow all local, state, and federal Covid-19 social-distancing, mask, and shut-down guidelines*
 - *Pre-recorded accompaniment recorded by a collaborative pianist*
 - *Applicant will submit video of Applicant playing live with the pre-recorded accompaniment audibly playing in the background through speakers*
 - *Pre-recorded accompaniment recorded by a chamber ensemble, chamber orchestra, or orchestra*
 - *Applicant will submit video of Applicant playing live with the pre-recorded accompaniment audibly playing in the background through speakers*
 - *All ensemble/orchestra members must follow all local, state, and federal Covid-19 social-distancing, mask, and/or shut-down guidelines*

- *Electronic/Digital rendering/realization of piano, piano reduction, chamber ensemble, chamber orchestra, or accompaniment*
 - *Applicant will submit video of Applicant playing live with the electronic/digital rendering/realization of the accompaniment audibly playing in the background through speakers*
- **Video must be uploaded to YouTube (PUBLIC or UNLISTED) and must be available to be included on an unlisted YouTube Playlist for adjudicators**
 - See YouTube Playlist Settings Guidelines below
- **Video must, at all times, show:**
 - Entire instrument (flute, clarinet, saxophone, oboe, bassoon, piano)
 - *Entire body of performer is encouraged, but not required*
 - Entire instrument and bow (violin, viola, cello)
 - *Entire body of performer is encouraged, but not required*
 - Face (strings/winds) with hair pulled back | Side of face (piano) with hair pulled back
 - Hands on the instrument with clear view of fingers on string/keys | Feet on pedals (piano)
- Videos made for other competitions, evaluations, auditions, etc. will be accepted as long as the rules above are observed
- The Applicant may label or superimpose the composer name and/or title of work on the video
- No advertising or explicit product placement, other than the piano may appear on the video, including website URLs, social media sites, and QR codes
- The video recording may not show or contain any profanity or viewable/audible content that the competition, in its sole discretion, finds objectionable and not suitable for all viewers
- The competition reserves the right to reject a video considered inappropriate for our audience
- The Applicant hereby grants permission for all of his/her performances in or associated with the competition to be electronically recorded, transferred, or filmed for distribution in all media at any time

SYMF YouTube Playlist Settings

(Updated December 2020)

Due to the Children's Online Privacy Protection Act (COPPA), YouTube is very strict with online content specifically "made for kids." While uploading your video, you will be asked a few questions about the content of your video. If you select the options that say the video is "made for kids," YouTube will not allow your performance video to be added to any YouTube Playlist. For the purpose of the SYMF Video Competition, we will walk you through how to make your video available to be included in the YouTube Playlist for the SYMF adjudicators (judging panel). You may change your video settings after the SYMF Video Competition adjudication process has been completed.

1.

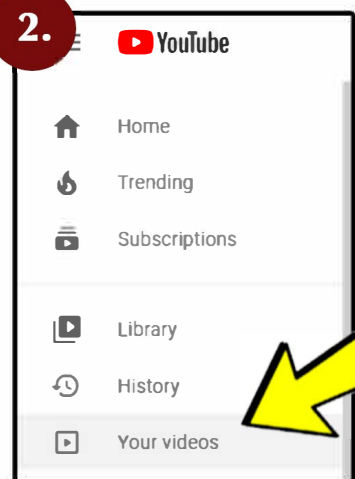


Depending on the device you are using, YouTube may look different on different devices. Regardless of device, you should be able to access all settings.

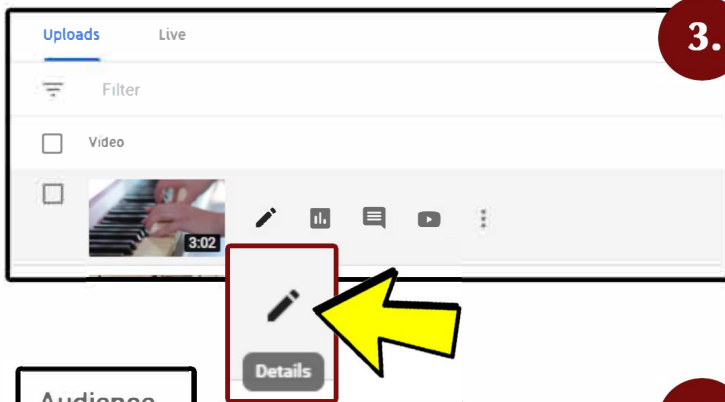
Step 1. Sign into YouTube. Click on the three lines in the left corner of your screen to access "Your videos."

Step 2. You will then be directed to the "YouTube Studio" where you will find all the videos you have uploaded.

2.

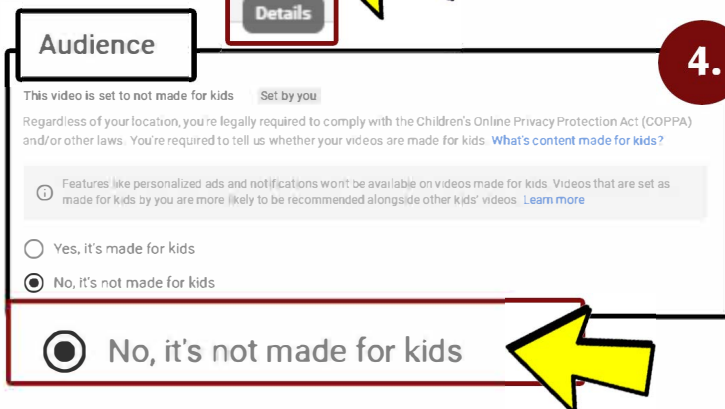


3.



Step 3. Once you see your uploaded videos, hover over the video you would like to edit. Click on the "Pencil" icon to edit your video details.

4.



Step 4. You will then be directed to the "Details" page. There you can edit your video title, description, and settings.

Scroll down to the "Audience" section and select "No, it's not made for kids." If you select that your video "is made for kids," it will be banned from being added to the adjudicator (judging panel) playlist.

SYMF YouTube Playlist Settings

(Updated December 2020)

5.

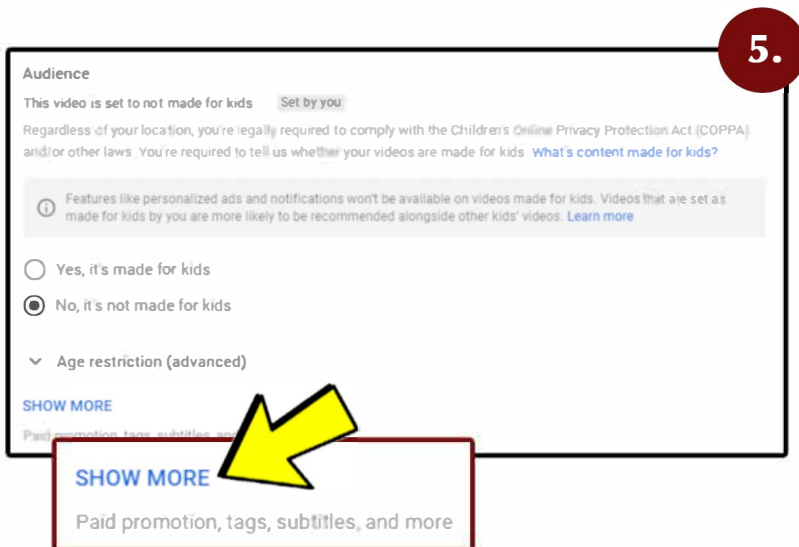
Audience
This video is set to not made for kids [Set by you](#)
Regardless of your location, you're legally required to comply with the Children's Online Privacy Protection Act (COPPA) and/or other laws. You're required to tell us whether your videos are made for kids. [What's content made for kids?](#)

Features like personalized ads and notifications won't be available on videos made for kids. Videos that are set as made for kids by you are more likely to be recommended alongside other kids' videos. [Learn more](#)

Yes, it's made for kids
 No, it's not made for kids

Age restriction (advanced)

[SHOW MORE](#)
Paid promotion, tags, subtitles, and more



Step 5. To view more settings, click "Show More" under the "Audience" section.

6.

License and distribution
Learn about [license types](#) and [distribution](#).

License: Standard YouTube License
Distribution: Everywhere

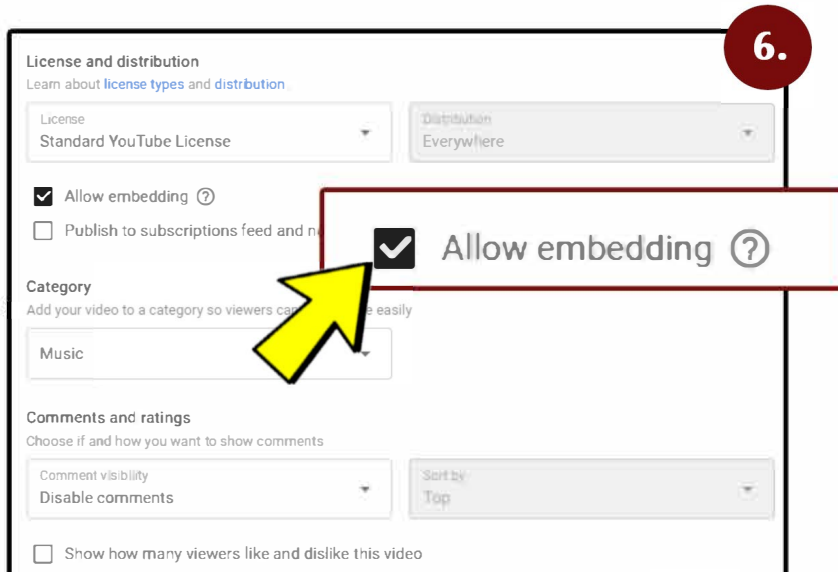
Allow embedding [?](#)
 Publish to subscriptions feed and notifications

Category: Music

Comments and ratings
Choose if and how you want to show comments

Comment visibility: Disable comments
Sort by: Top

Show how many viewers like and dislike this video



Step 6. Scroll down to "License and distribution."

Then select "Allow embedding" to allow your video to be visible on websites other than YouTube.

This will allow your video to be viewed in the SYMF Video Competition adjudicator (judging panel) portal.

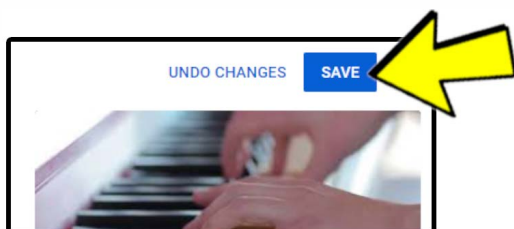
7.

Visibility
Unlisted



Step 7. While on this page, on the right hand side, you will also be able to adjust your video's Visibility. Please select "Unlisted" to give access to only those given the link. This will keep your video hidden from the public.

UNDO CHANGES **SAVE**



Then SAVE!